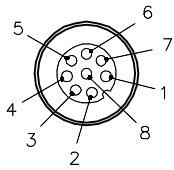
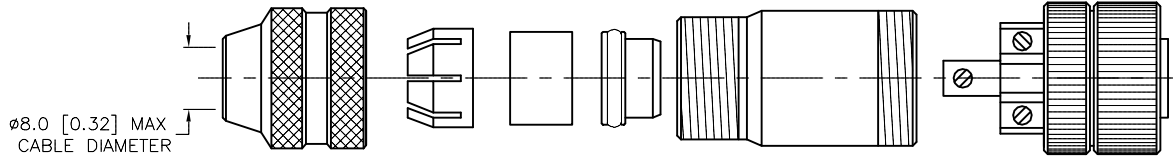
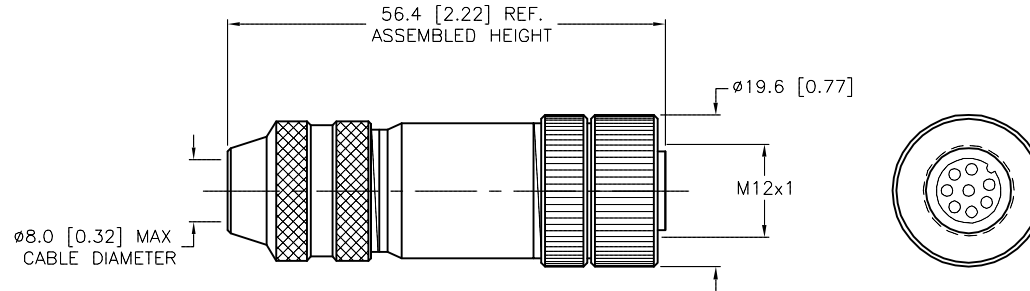


FEMALE END VIEW



SPECIFICATIONS

CONTACT MATERIAL/PLATING	BRASS/GOLD
COUPLING NUT MATERIAL/PLATING	BRASS/NICKEL
RATED CURRENT [A]	2.0 A
RATED VOLTAGE [V]	60 V
MAXIMUM WIRE SIZE	18 AWG
CABLE GRIP RANGE	6-8mm
TEMPERATURE RATING	-40°C to +85°C (-40°F to +185°F)
PROTECTION CLASS	IEC IP67
WIRE TERMINATION	SCREW TERMINAL



EXPLODED VIEW

SOURCE DRAWING - FOR REFERENCE ONLY

ALL METAL SHIELDED FIELD WIREABLE CONNECTOR

RELATED DOCUMENTS 1. 2. 3. 4.	3RD ANGLE PROJECTION 	THIS DRAWING IS CONFIDENTIAL AND THE PROPERTY OF TURCK INC. USE OF THIS DOCUMENT WITHOUT WRITTEN PERMISSION IS PROHIBITED.		3000 CAMPUS DRIVE MINNEAPOLIS, MN 55441 1-800-544-7769 (763) 553-7300 (763) 553-0708 fax www.turck.us	
	MATERIAL SEE SPECIFICATIONS	ALL DIMENSIONS DISPLAYED ON THIS DRAWING ARE FOR REFERENCE ONLY	DRFT JBJ DATE 08/21/02	DESCRIPTION CMB 8181-0	
FINISH SEE SPECIFICATIONS	CONTACT TURCK FOR MORE INFORMATION	APVD SCALE 1=1.0	UNIT OF MEASUREMENT MILLIMETER [INCH]		IDENTIFICATION NO. U0885-23
DO NOT SCALE THIS DRAWING		FILE: U0885-23		REV B	SHEET 1 OF 1

B	REMOVE PARTS THAT WERE NOT PART OF ASSEMBLY	RDS	04/05/17	59549
REV	DESCRIPTION	BY	DATE	ECO NO.